



Del af Storebrand

Fakta om fonden

ISIN: NO0010657356

Lanceringsdato, andelsklasse:
31.10.2012

Lanceringsdato, fond: 31.10.2012

Domicile: NO

NAV: 184,66 DKK

AUM: 669 MDDK

Referenceindeks: MSCI ACWI IMI Real Estate Net Total Return Index USD in NOK

Minimumsinvestering: 250 DKK

Antal værdipapirer: 34



Michael Gobitschek
Forvaltet fonden siden
31. oktober 2012

Investeringsstrategi

Med SKAGEN m2 får du adgang til dele af det globale ejendomsmarked, der normalt ikke er tilgængelige. Fondens investerer i lavt prisfaste selskaber af høj kvalitet i hele verden - også i de nye markeder. SKAGEN m2 er velegnet til investorer med en investeringshorisont på mindst fem år. SKAGEN m2 egner sig skattemæssigt bedst til pensions- og virksomhedsmidler. Investeringsbeviser tegnes i de respektive fonde og ikke direkte i aktier og andre værdipapirer. Referenceindekset reflekterer fondens investeringsmandat. Fordi investeringsfonden er aktivt forvaltet, vil porteføljens sammensætning afvige fra indeksets.

Information om omkostninger

For at forstå, hvordan omkostningerne påvirker investeringerne og det forventede afkast, se dokumentet med central information (PRIIPS KID)

Løbende omkostninger: 1,50 %
(Hvoraf forvaltningsomkostninger udgør 1,50 %)

Variabelt forvaltningshonorar: 10,00 %
(se yderligere detaljer i fondens prospekt)

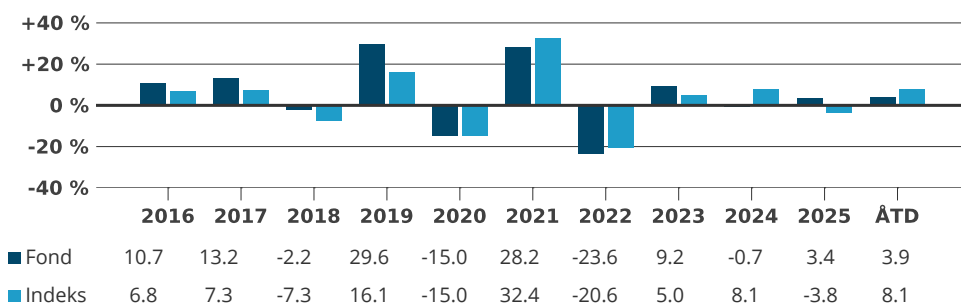
SKAGEN m2 A

Månedrapport for Juni 30.06.2026. Alle opgørelser er i DKK medmindre andet er angivet.

Dette er markedsføringsmateriale. Se venligst prospektet, før du træffer endelige investeringsbeslutninger.

Historisk afkast er ingen garanti for fremtidige afkast. Fremtidige afkast vil afhænge af markedsudviklingen, porteføljeforvalterens evner, fondens risikoprofil samt tilhørende omkostninger. Afkastet kan blive negativt som følge af en negativ prisudvikling. Fondens centrale investorinformation samt faktaark er tilgængeligt på hjemmesiden: www.skagenfondene.dk

Historisk afkast i DKK



Fondens referenceindeks er MSCI ACWI Ejendomme IMI Net total return index USD. I perioden 11.07.2017 - 30.09.2019 var det MSCI ACWI Ejendomme IMI ex REITS.

Periode	Fond (%)	Indeks (%)	Nøgletal	1 år	3 år	5 år
Sidste måned	-0,98	1,73	Std.afvigelse	12,94	12,41	14,46
År-til-dato	3,88	8,11	Std.afvigelse indeks	12,50	12,93	14,68
12 måneder	6,92	10,41	Tracking error	6,95	6,08	5,38
3 år (årlig)	5,20	6,42	Information ratio	-0,50	-0,20	-0,23
5 år (årlig)	-0,31	0,92	Active share: 82 %			
10 år (årlig)	4,24	2,14				
Siden start (årlig)	4,52	4,74				

Risikoindikator (SRI)

Vi har klassificeret dette produkt som **4 av 7**, som er en middel risikoklasse.

Den summariske risikoindikator angiver dette produkts risikoniveau i forhold til andre produkter. Den viser sandsynligheden for, at produktet vil tabe penge på grund af bevægelser på markedet. De mulige tab ved det fremtidige afkast vurderes på et middel niveau. Andre risici, der i væsentlig grad har relevans for PRIIP'en, og som ikke er inkluderet i den summariske risikoindikator: Hændelsesrisici, likviditetsrisici, operationelle risici, genpartsrisici, derivatrisici og valutarisiko. Hvis fonden investerer i værdipapirer i en anden valuta end fondens basisvaluta, påvirkes værdien af ændringerne i vekselkursen. Derudover kan værdien af din udbetaling påvirkes, hvis din lokale valuta er en anden end fondens valuta. Dette produkt indeholder ikke nogen beskyttelse mod den fremtidige udvikling i markedet, så du kan tabe noget af eller hele din investering.

Q2 commentary, June 2026

The second quarter of 2026 was characterised by heightened geopolitical uncertainty and a more volatile macroeconomic backdrop. Escalating tensions in the Middle East, combined with persistent inflation and a renewed "higher for longer" interest rate narrative, interrupted the sector's strong start to the year. Rising government bond yields and wider credit spreads weighed on real estate equities, particularly in Europe, as investors reassessed the timing of future monetary easing.

Despite the more challenging backdrop, the operating environment for real estate companies continued to improve. Credit markets remained open, refinancing activity progressed largely as expected and transaction markets gradually recovered as buyers and sellers moved closer on pricing. Importantly, first-quarter earnings confirmed that underlying property fundamentals remain resilient across most sectors,



with healthy occupancy, positive rental growth and stable cash flows. Companies with conservative balance sheets and disciplined capital allocation continued to distinguish themselves through share buybacks, selective acquisitions, asset disposals and an increasing number of strategic mergers and acquisitions. The quarter also reinforced the growing divergence between structural winners and more cyclical property sectors. Data centres remained the standout performer as artificial intelligence continued to drive unprecedented demand for digital infrastructure. Blackstone's successful blind pool USD 2 billion data centre REIT IPO demonstrated investors' willingness to commit capital to high-quality platforms despite demanding valuations. In general, logistics, lodging, senior housing and residential real estate also continued to benefit from favourable supply-demand dynamics, supported by historically low levels of new development. By contrast, subsectors such as office, as well as capital-constrained and interest-sensitive segments, continued to face a slower recovery.

Perhaps the most compelling feature of today's market remains valuation. While property fundamentals continue to improve, listed real estate valuations, particularly in Europe and Scandinavia, have yet to reflect this improving outlook, as they have in the US market so far this year. Following one of the sharpest repricing periods in decades, many high quality listed real estate companies continue to trade at substantial discounts to underlying asset values, cash flows and private market transaction values. As an example, the Swedish listed real estate market is currently trading at an average cash earnings multiple of around 14x, a historically low level, and at a 30% discount to NAV. We believe the market continues to underestimate the earnings resilience and embedded value within many European listed property companies. Balance sheets have generally strengthened over the past two years, refinancing risk has declined materially, and capital markets are functioning more normally. At the same time, limited new construction across most property sectors should support rental growth and occupancy for years to come. While geopolitical developments and monetary policy will likely continue to influence short-term market sentiment, we believe the sector should gradually transition from a macro-driven environment towards one increasingly driven by company fundamentals, capital allocation and earnings growth. For long-term investors, the combination of improving operating conditions, recovering transaction markets and historically attractive valuations provides very compelling investment opportunities. We remain particularly constructive on European and Scandinavian real estate companies, where valuation discounts appear hard to justify relative to the improving fundamental picture and strengthening capital markets.

The fund's strongest contributor was Brookdale Senior Living, the largest owner and operator of senior living communities in the US. The company owns distinctive assets that benefit from powerful tailwinds, including accelerating demographic growth, a higher-acuity resident population and a supply/demand imbalance. Management continues to implement initiatives aimed at driving occupancy and margin growth in underperforming communities. As the company optimises its portfolio toward free cash flow-generating assets, this should support an acceleration in operating performance and balance sheet improvement over the coming years. The second-largest contributor was UK-listed tower operator Helios Towers, which has the bulk of its assets in Africa. Improved full-year guidance, accelerating growth and improving cash flow were rewarded by the market during the period. The third-largest contributor during the quarter was US cold-storage operator Americold Realty Trust, following the announcement of a new joint venture with EQT. The agreement will provide Americold with approximately USD 1.1 billion of capital to support future growth and reduce leverage. The announcement was particularly well received, as the cold-storage industry has been working through a period of oversupply following aggressive development and leasing activity during the pandemic. The largest detractor was Finnish self-storage operator and developer Cityvarasto. The sole reason for the detraction was that one of the largest investors unexpectedly sold part of its holding at a steep discount, which is typically painful for an illiquid company. However, company-specific and operational news during the quarter was positive, with several new and accretive transactions that should support the company's future development. The fund did not add or sell out of any positions in June.

Subject to geopolitical developments, 2026 is expected to continue to mark a gradual but meaningful recovery for global listed real estate a trend that was temporarily interrupted in the second quarter by the Iran conflict. The environment is likely to be defined by selective investing, income-driven returns, and increased regional differentiation. The sector continues to benefit from strong underlying cash flows, while valuations remain attractive both in absolute terms and relative to broader equity markets. At current levels, listed real estate offers both valuation support and rerating potential, particularly in a low-growth environment. Key risks to this outlook include persistent geopolitical uncertainty, subdued economic growth, and renewed volatility in inflation and interest rates. At the sector level, an uneven recovery and continued dispersion are likely, particularly between structurally challenged segments such as traditional office and structurally supported areas including data centres, logistics, and residential. This dispersion, however, should create opportunities for active management. We remain focused on resilient companies operating in structurally supported segments, combining strong balance sheets with visible and growing cash flows. The portfolio is strategically positioned with an overweight to high-growth areas such as digital infrastructure, social infrastructure, residential and logistics, all of which are supported by durable demand drivers and evolving capital market dynamics. As the world's largest asset class, real estate continues to warrant close attention. In our view, the current opportunity set remains both compelling and underappreciated.

Sidste måneds bidrag

 Største positive bidragsydere	Vægt (%)	Bidrag (%)	 Største negative bidragsydere	Vægt (%)	Bidrag (%)
Brookdale Senior Living Inc	4,55	1,44	Helios Towers PLC	4,44	-0,47
Macerich Co/The	2,42	0,47	PPI Public Property Invest AB	4,37	-0,38
LOG Commercial Properties e Participacoes SA	2,22	0,38	Prisma Properties AB	3,53	-0,32
Grainger PLC	2,91	0,37	American Tower Corp	3,22	-0,17
Independence Realty Trust Inc	3,03	0,33	Cellnex Telecom SA	3,64	-0,17

Bidrag til fondens absolutte afkast i NOK

Beholdninger

Største beholdninger	Andel (%)	10 største lande	Andel (%)	10 største sektorer	Andel (%)
Brookdale Senior Living Inc	5,5	USA	36,7	Eiendom	86,0
CTP NV	5,5	Sverige	17,5	Kommunikationsservice	7,5
Catena AB	5,0	Belgien	7,0	Sundhed	5,5
EQUINIX INC	4,8	Nederlandene	5,5	Total andel	99,0 %
CareTrust REIT Inc	4,5	Singapore	4,4		
PPI Public Property Invest AB	4,2	Tanzania	4,1		
Helios Towers PLC	4,1	Australien	3,7		
Prologis Inc	4,0	Storbritannien	3,5		
Shurgard Self Storage Ltd	3,8	Spanien	3,4		
Goodman Group	3,7	Finland	3,3		
Total andel	45,2 %	Total andel	89,1 %		

Bæredygtighed

SKAGENS tilgang til bæredygtighed

Vores tilgang til ESG bygger på fire søjler. I tråd med SKAGENS aktive investeringsfilosofi har vi i vores bæredygtige aktiviteter fokus på at engagere os i porteføljeselskaberne. Det er nemlig her, vi kan gøre den største forskel. Vi anerkender dog, at en bæredygtig investeringsstrategi først når sit fulde potentiale, når følgende fire søjler kombineres.

- ✓ Eksklusion
- ✓ Øget due diligence
- ✓ ESG-faktaark
- ✓ Aktivt ejerskab

Artikel 8

Sustainable Finance Disclosure Regulation (SFDR)

Produktet tager hensyn til bæredygtighedsrisici og ESG-egenskaber som en del af sin ESG-integreringsproces. Selv om det fremmer miljømæssige og/eller sociale egenskaber, er det ikke bæredygtige investeringer, der er det primære formål. Vi vurderer de vigtigste negative konsekvenser ud fra, hvad der har størst betydning (Principal Adverse Impacts). For mere information om produktets bæredygtighedsrelaterede aspekter, herunder et sammendrag af bæredygtighedsoplysningerne, se prospektet.

VIKTIG INFORMATION

Historisk afkast er ikke garanti for fremtidigt afkast. Fremtidigt afkast vil blandt andet afhænge af markedsudviklingen, forvalterens evner, fondens risikoprofil og omkostninger. Afkastet kan blive negativt som følge af kurstab. Det er forbundet med risici at investere i fonde på grund af markedsbevægelser, udvikling i valuta, renteniveau, konjunkturer samt branche- og selskabsspecifikke forhold. Før der tegnes andele, opfordrer vi til, at man læser fondens nøgleinformation (KID) og prospekt, som også indeholder information om omkostninger. Læs mere: www.skagenfondene.dk/vores-fonde

Oversigt over investors rettigheder kan findes via [Investorrettigheder - SKAGEN Fondene](#). Beslutningen om at investere bør ske under hensyntagen til alle fondens karakteristika. Information om bæredygtighed i SKAGEN Fondene findes via: www.skagenfondene.dk/baeredygtighed/ansvarlige-investeringer/